



**Seasonal Temporary Labor Needs
Cape Cod and the Islands
compiled by the Commonwealth Corporation**

provided to you by:



MA competes with other states for H2B-Visa workers

Number of workers certified as eligible for H-2B visa status by US Department of Labor(largest states):

- Texas 15,372
- Colorado 13,355
- Mississippi 7,325
- Arkansas 7,316
- Florida 6,563
- Virginia 6,220
- **Massachusetts 6,219**
- Maryland 5,991

Number of H-2B visas actually issued in FY2003 was 78,000 (approximately 54%) of 144,333 deemed eligible (through labor certification) by US DOL.

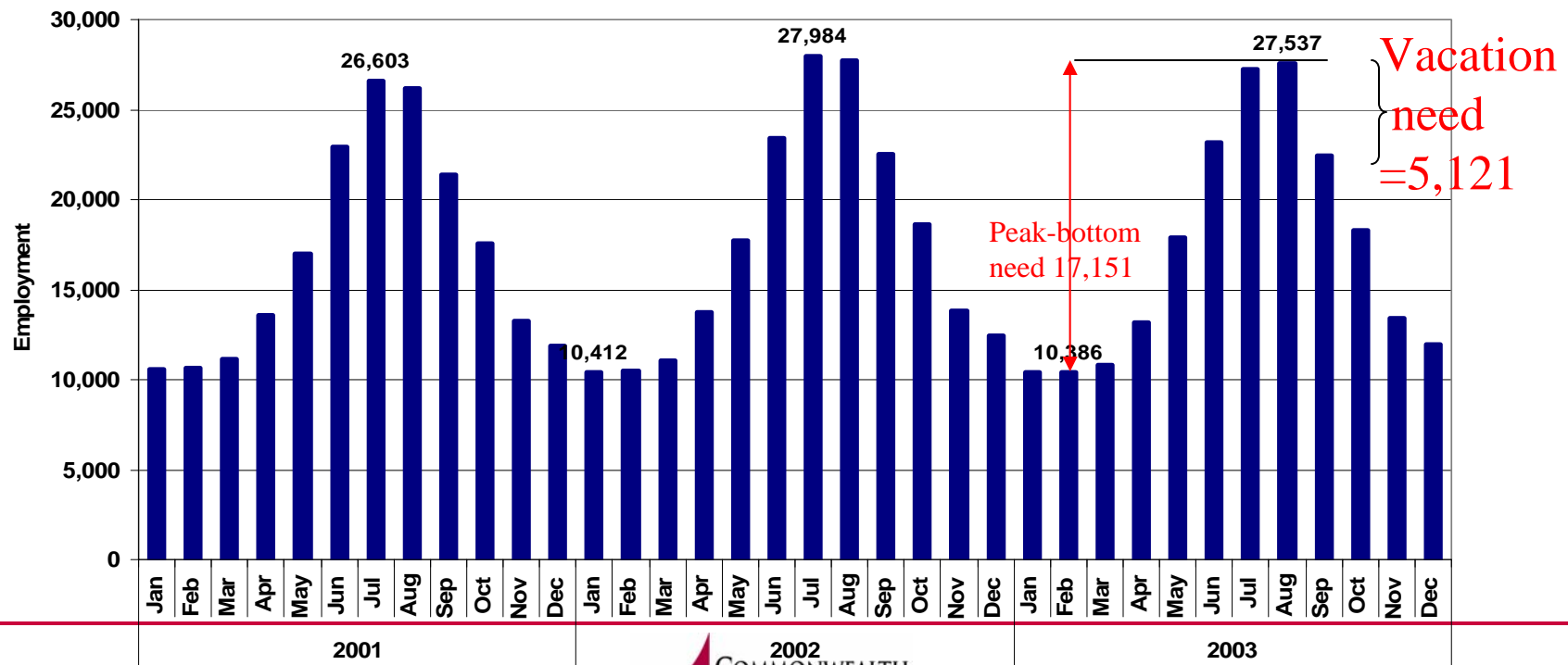
Cape Tourist Industries need H2b- Visa workers

- Since 1990s Cape Cod has been extending their tourist season:
 - Starting earlier in April/May
 - Stretching to October/November
- Hotel & food service businesses employ over 17,000 seasonal employees:
 - Year-round employment ~10,000, Peak employment in July/August over 27,000 (22% of total employment in the region)
 - Total Payroll in 2003: \$326 million
 - Average pay = \$364/week
 - Number of establishments: 1,425
 - H2B Visa applications from Cape Cod increased from 4,400 (FY02) to 5,200 (FY04)

Cape employment needs peak Mid-Late summer

Highly Seasonal business: peak employment exceeded minimum employment by 17,151 in 2003

Hotel and Food Services Employment (NAICS 72)
Cape Cod Workforce Investment Area

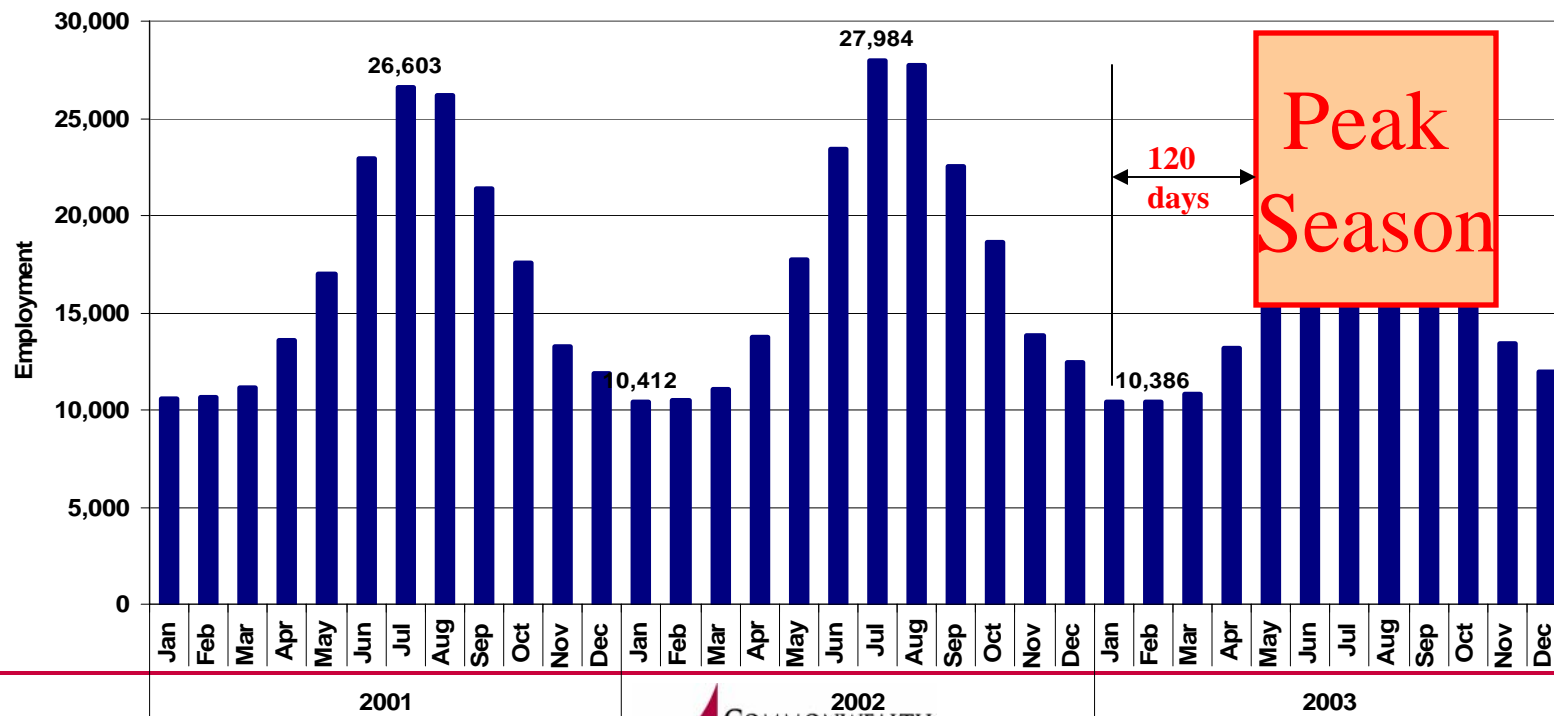


Source: CommCorp analysis of ES 202 data from Mass DUA-DCS web-site

Businesses cannot apply for visas for peak season

- **To get H2B employees for peak season in May, employers can not apply before January.**

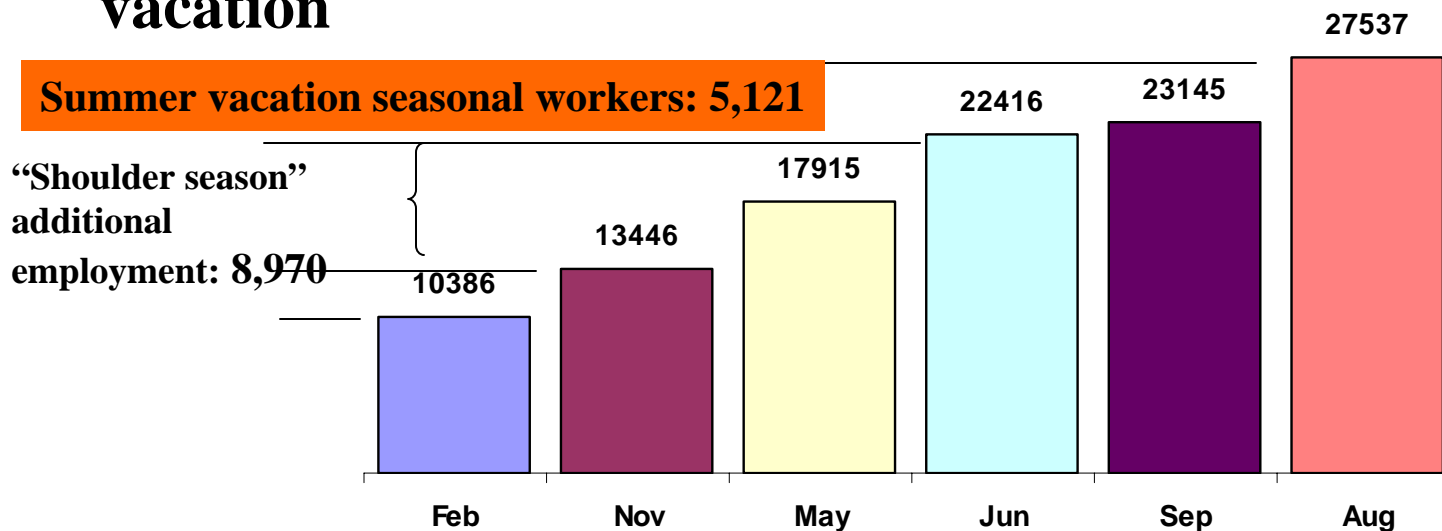
Hotel and Food Services Employment (NAICS 72)
Cape Cod Workforce Investment Area



Source: CommCorp analysis of ES 202 data from Mass DUA-DCS web-site

More than 5,000 workers are needed

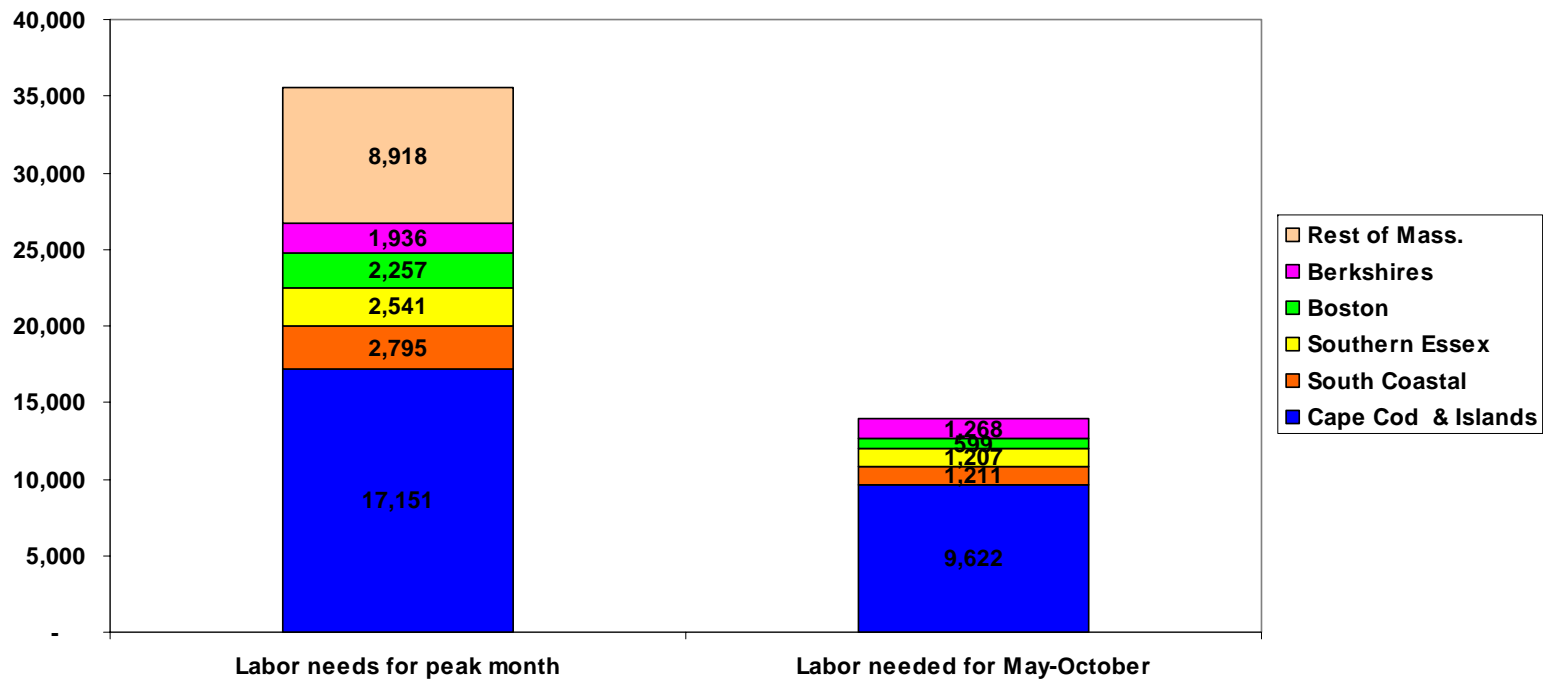
- For the extended season (May – October) 9000 seasonal workers employed
- Over 5000 seasonal workers employed during summer vacation



Cape-Islands businesses have largest need for workers

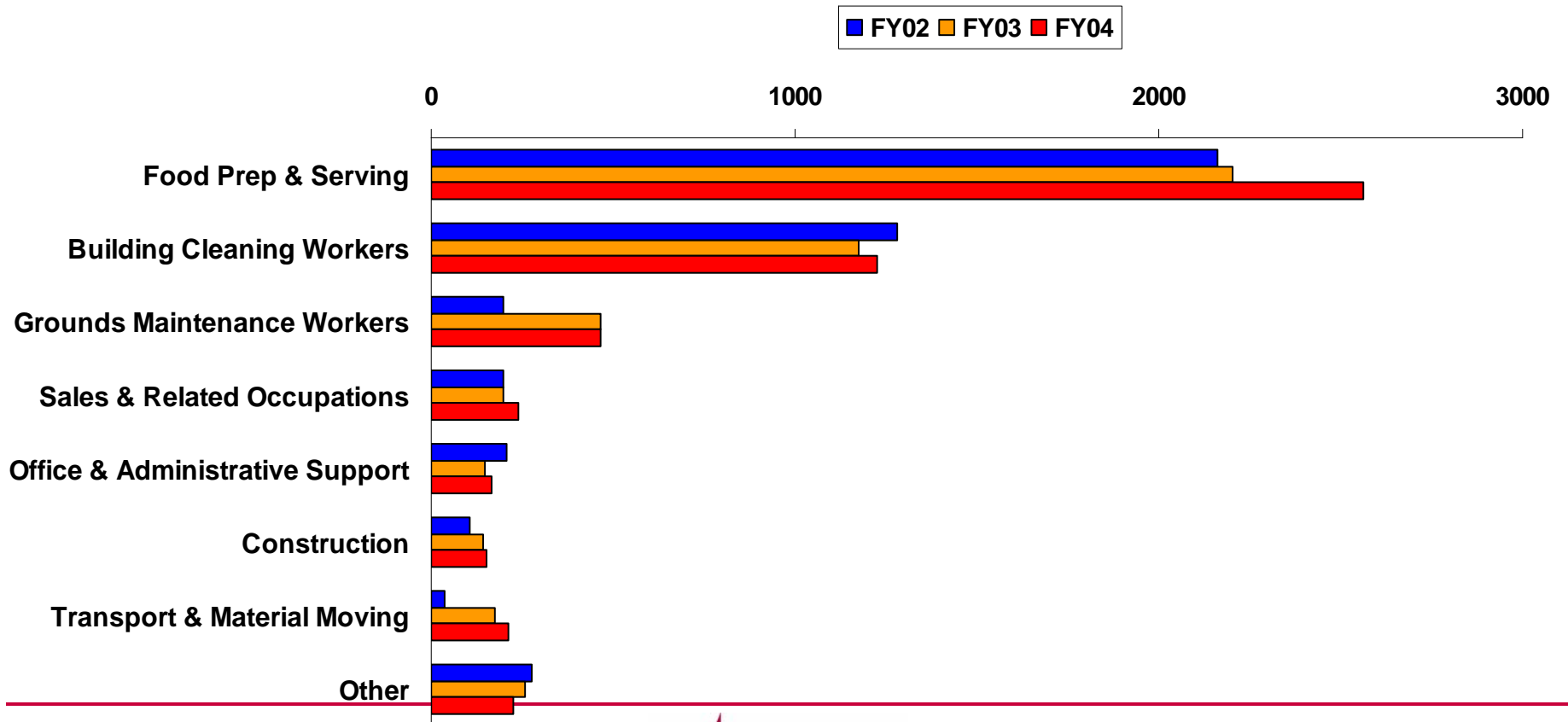
- **Cape Cod & Is. firms hired 17,151 (48%) of peak incremental employment in MA (35,500). For May-October, incremental employment was 13,900 (69%) of all MA Hiring.**

Additional labor needed over and above full-year employment,
for peak months and for May-October period



Most jobs are in Hotel & Food Services Occupations

Cape Cod & Islands H2B Visa Applications: Job Openings Certified by Mass. DCS



Source: CommCorp analysis of Massachusetts DCS data

High vacancies in many industries and occupations

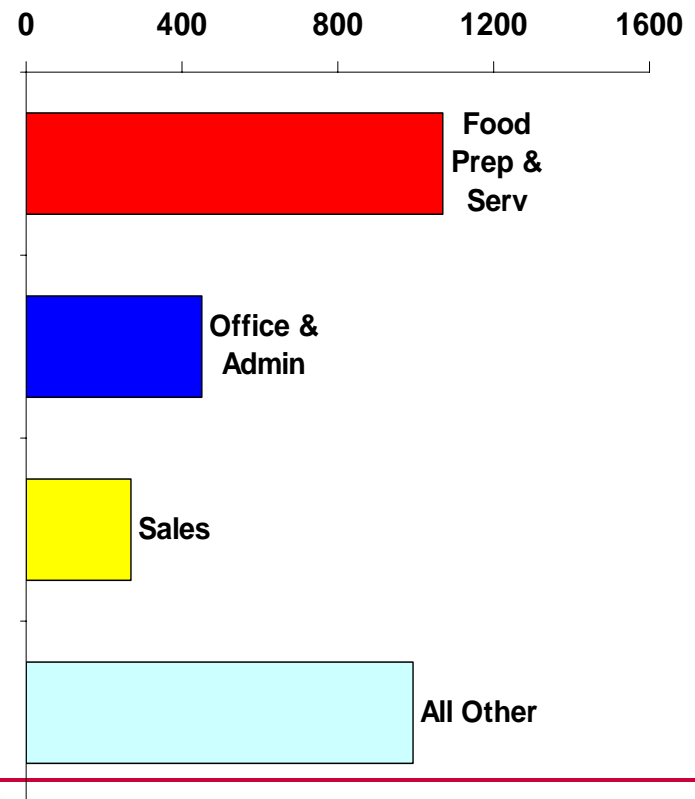
38% of vacancies in Leisure & Hospitality business

30% vacancies in Food Prep & Serving jobs

Vacancies by Industry



Vacancies by Occupational Group



Note: Survey responses were obtained from the Division of Unemployment Assistance (DUA) Job Vacancy Survey conducted between April and June, 2004